



## ENVIRONMENTAL PRODUCT DECLARATION

In accordance with ISO 14025:2006 and  
EN 15804:2012+A2:2019/AC:2021 for:

## Cementitious mineral waterproofing products - Weberdry

EPD of multiple products, based on a representative product.  
Weberdry FIBRO, IMPER F, IMPER G, IMPERFLEX 2C,  
IMPERFLEXGEL and IMPERCOL S1



### INTERNATIONAL EPD SYSTEM

Programme: The International EPD System,  
[www.environdec.com](http://www.environdec.com)

Programme operator: EPD International AB  
Type of EPD: EPD of multiple products from  
a company

Registration number: EPD-IES-0032259:001



An EPD may be updated or republished if  
conditions change. To find the latest version  
of the EPD and to confirm its validity, see:  
[www.environdec.com](http://www.environdec.com)

### Version 1

**Version date: 2026/05/29**

**Validity: 5 years**

**Validity date: 2031/05/28**



Weber, Saint-Gobain

# GENERAL INFORMATION

## Programme information

<b>PROGRAMME:</b>	The International EPD® System
<b>ADDRESS:</b>	EPD International AB - Box 210 60 - SE-100 31 Stockholm – Sweden
<b>WEBSITE:</b>	<a href="http://www.environdec.com">www.environdec.com</a>
<b>E-MAIL:</b>	<a href="mailto:support@environdec.com">support@environdec.com</a>

## PCR information

### Product Category rules (PCR)

CEN standard EN 15804:2012+A2:2019/AC:2021 as the Core Product Category Rules (PCR)

**Product category rules (PCR):** PCR 2019:14 Construction Products, version 2.0.1

**PCR review was conducted by:** The Technical Committee of the International EPD® System

See [www.environdec.com](http://www.environdec.com) for a list of members.

**C-PCR:** 2019:14-c-PCR-017 Technical-chemical products (for construction sector) (c-PCR to PCR 2019:14) adopted from EPD Norway 2022-07-08.

**Chairs of the PCR review:** Rob Rouwette (chair), Noa Meron (co-chair).

## Verification

External and independent ('third-party') verification of the declaration and data, according to ISO 14025:2006, via

EPD verification through:

- Individual EPD verification without a pre-verified LCA/EPD tool
- Individual EPD verification with a pre-verified LCA/EPD tool
- EPD process certification\* without a pre-verified LCA/EPD tool
- EPD process certification\* with a pre-verified LCA/EPD tool
- Fully pre-verified EPD tool

### Independent third-party verification of the declaration and data, according to ISO 14025:2006:

- EPD verification by individual verifier

**Third party verifier:** Marcel Gómez;

Marcel Gómez Consultoria Ambiental S.L.

([www.marcelgomez.com](http://www.marcelgomez.com))

Tlf 0034 630 64 35 93

Email: [info@marcelgomez.com](mailto:info@marcelgomez.com)

Approved by: The International EPD® System

**Procedure for follow-up of data during EPD validity involves third part verifier:**  Yes  No

## Ownership and limitation on use of EPD

The EPD owner has the sole ownership, liability and responsibility for the EPD.

EPDs within the same product category but published in different EPD programmes, may not be comparable. For two EPDs to be comparable, they shall be based on the same PCR (including the same first-digit version number) or be based on fully aligned PCRs or versions of PCRs; cover products with identical functions, technical performances and use (e.g. identical declared/functional units); have identical scope in terms of included life-cycle stages (unless the excluded life-cycle stage is demonstrated to be insignificant); apply identical impact assessment methods (including the same version of characterization factors); and be valid at the time of comparison. For further information about comparability, see EN 15804 and ISO 14025.

## Information about EPD Owner

### Address and contact information about the EPD owner:

SG WEBER CEMARKSA, S.A. C/ta. C-17 km.2 08110 Montcada i Reixac (Barcelona)

### Description of the organization of the EPD owner:

At Weber, we believe that the most important aspect of the construction industry is caring for people and their environment. Weber develops, produces, and sells solutions based on industrial mortars and construction chemicals for building and renovation projects.

Weber is made up of 10,000 people across 64 countries, supported by nearly 200 production units. Weber's services and solutions are designed to help customers save time, feel safe and comfortable, succeed in their work, and grow their business.

### Our brand promises:

- **Well-being:** We care about everyone's safety and benefit. Making life easier, more convenient, and more comfortable.
- **Empathy:** We care about people. Listening to what matters to them and considering their needs. Helping everyone grow. Responding to the many challenges of today's world and adapting to the diversity of the lives within it.
- **Sustainability over time:** We care about the present, but also about the future. Taking responsibility to lead change and build a tomorrow that is in harmony with its environment.

### Weber, a Saint-Gobain brand:

Saint-Gobain designs, manufactures, and distributes materials and solutions that are key ingredients for the well-being of each of us and the future of all. They are found everywhere we live and in our daily lives: in buildings, transportation, infrastructure, and many industrial applications, providing comfort, performance, and safety.

### Management system-related certification:

All plants have the following management system-related certification:

- Quality Management System: ISO 9001:2015 Certificate No.: ES12/11567
- Environmental Management System: ISO 14001:2015 Certificate No.: ES12/11566

### LCA practitioner:

Jaime de Luis Rullán ([jaime.deluis@saint-gobain.com](mailto:jaime.deluis@saint-gobain.com) Saint-Gobain Weber Cemarsa, S.A.)

Gonzalo Reus Vicente ([gonzalo.reus@saint-gobain.com](mailto:gonzalo.reus@saint-gobain.com) Saint-Gobain Weber Cemarsa, S.A.)

Sandra Perez-Jimenez ([Sandra.Perez-Jimenez@saint-gobain.com](mailto:Sandra.Perez-Jimenez@saint-gobain.com) Saint-Gobain Central LCA Team)

**Communication:** The intended use of this EPD is for B2B communication.

## Product information

Product name: Weberdry range

Visual representation of the products:



**UN CPC CODE:** 37510 Non-refractory mortars and concretes

### Manufacturing sites:

Weberdry IMPER F, IMPER G, IMPERFLEX 2C, IMPERCOL S1 are manufactured in the following plants:

- ALCOVER: Ctra. C-14, km. 23 - C/ Tramuntana, s/n - Pol. Roques Roges nº III, 43460 Alcover (Tarragona)
- PINTO: C/ las Marismas 11, Pol. Ind. Las Arenas 28930 Pinto (Madrid)

Weberdry FIBRO is manufactured in the following plants:

- EL ROSARIO: C. la Campana, 10, Pol. Ind, 38109 San Isidro, Santa Cruz de Tenerife, España
- INGENIO: Lugar Moriscos, 0 S N, 35259 Ingenio, Las Palmas, España

## Product description

**Products included in this EPD:** Weberdry FIBRO, Weberdry IMPER F, Weberdry IMPER G, Weberdry IMPERFLEX 2C, Weberdry IMPERFLEXGEL and Weberdry IMPERCOL S1 are factory-made, cementitious mineral waterproofing products, supplied as dry powders (or, where applicable, as multi-component kits) for on-site mixing and application. They are intended for the waterproofing and protection of concrete and cement-based substrates in building construction, under interior and exterior service conditions, prior to the application of compatible protective or finishing layers such as ceramic tile coverings, mineral renders or paints, in accordance with the respective product instructions.

- Weberdry FIBRO: Fibre-reinforced cementitious waterproofing mortar for thin-layer applications, up to 5 mm thickness. It is designed for waterproofing and surface regularisation of concrete and cement mortar substrates in applications such as water tanks, pools, façades and similar constructions. It is suitable for interior and exterior use where the substrate is stable and requires an impermeable mineral render reinforced with glass fibres.

- Weberdry IMPER F: Cementitious rigid waterproofing mortar for thin-layer application, intended for smooth and stable concrete or cement mortar substrates. It is used for the waterproofing of interior structures and constructions exposed to positive and negative water pressure, including basements, lift pits, parking areas, tunnels, foundations, water tanks and pools. The product is suitable for use in situations with continuous moisture but not subject to substrate movements.

- **Weberdry IMPER G:** Cementitious rigid waterproofing and regularisation mortar for thick-layer application, requiring a minimum thickness of 10 mm. It is intended for waterproofing concrete and cement mortar substrates in constructions exposed to positive and negative water pressure, including underground structures, basements, foundations, tunnels, tanks, pools and retaining walls. It is suitable for applications requiring increased thickness and mechanical regularisation of the substrate.
- **Weberdry IMPERFLEX 2C:** Two-component cementitious mineral waterproofing mortar with flexible behavior. It is intended for waterproofing interior and exterior surfaces subject to small movements and with risk of cracking, such as terraces, balconies, bathrooms, showers, pools and underground constructions. It is suitable for application prior to the installation of ceramic coverings and for the waterproofing of concrete substrates, including those used for potable water storage.
- **Weberdry IMPERFLEXGEL:** Single-component cementitious flexible waterproofing mortar, reinforced with fibres and formulated with gel technology to enhance workability. It is intended for waterproofing applications on concrete and cement-based substrates exposed to small movements or cracking risk, such as terraces, balconies, roofs, bathrooms, showers, pools and underground constructions. The product is applied prior to the installation of ceramic or compatible finishing systems.
- **Weberdry IMPERCOL S1:** Cementitious semiflexible waterproofing mortar that can also be used as a flexible ceramic tile adhesive. It is intended for waterproofing and protection of concrete and cement-based substrates in terraces, balconies, bathrooms, showers, pools, water tanks and similar applications, prior to ceramic tiling. The product is suitable for interior and exterior use and for applications requiring a combined waterproofing layer and ceramic tile bonding mortar.

For more information: <https://www.es.weber/impermeabilizacion>

**Weberdry IMPERFLEXGEL** is the representative product selected due to its highest sales volume within the declared products, as it best represents typical production and market conditions.

All figures in this EPD refers to **Weberdry IMPERFLEXGEL**.

Description	Value	Unit
Weberdry IMPERFLEXGEL	1	kg
Lifespan	50	Years

### Technical data/physical characteristics:

Parameter	Value / Description	
Reaction to fire	Euroclass Bfl-s1	EN 13501-1
Installation information (kg/m <sup>2</sup> )	2,5 kg/m <sup>2</sup> per 2 mm thickness	
Pot life / Working time	Approx. 45 min	
Minimum application thickness	≥ 2 mm (in any point)	
Maximum thickness per layer	1–2 mm per layer	
Waiting time between layers	4 hours	
Waiting time before tiling / coating	24–48 hours	
Time before immersion in water	4 days	
Resistance to positive water pressure	≤ 1,5 bar (4 days) / ≤ 5 bar (28 days)	
Resistance to negative water pressure	≤ 1,5 bar	
Water vapour permeability	Class 1 (Sd < 5 m)	EN 1062-1
CO <sub>2</sub> permeability	Sd > 50 m	
Bulk density (hardened)	Approx. 1550 kg/m <sup>3</sup>	
Adhesion to concrete (28 days)	≥ 1,5 MPa	
Alteration of water potability	Complies with Spanish drinking water regulation	RD 140/2003

## Content declaration

Description of the main components and/or materials:

Product components	Weight (kg)	Post-consumer recycled material weight (%)	Biogenic material, weight- %	Biogenic material, kg C/kg of DU
Binder	10 - 20 %	0 %	0,00 %	0 kg of C /DU
Minerals	55 - 65 %	0 %	0,00 %	0 kg of C / DU
Additives	10 - 30 %	0 %	0,00 %	0 kg of C / DU
<b>Sum</b>	<b>100%</b>	<b>0 %</b>	<b>0,00 %</b>	<b>0 kg of C / DU</b>
Packaging materials	Weight (kg)	Weight versus the product (%)	Recycled weight in packaging (%)	Biogenic material, kg C/DU
Composite bag (85% paper +15% LDPE)	0,005	0,533 %	0 %	0,002
Polyethylene film (LDPE)	0,002	0,187 %	37,5 %	0,000
Wooden pallet	0,033	3,333 %	0 %	0,014
<b>Sum</b>	<b>0,040</b>	<b>4,053 %</b>	<b>1,9 %</b>	<b>0,016</b>

## Hazardous substances

At the date of issue of this declaration, there is no “Substance of Very High Concern” (SVHC) in concentration above 0,1% by weight, and neither do their packaging, following the European REACH regulation (Registration, Evaluation, Authorization and Restriction of Chemicals).

## LCA information

<b>TYPE OF EPD</b>	Cradle to gate with options, module C1-C4, module D and optional modules (A4–A5 + B1–B7).
<b>DECLARED UNIT</b>	1 kg of Weberdry IMPERFLEXGEL, installed.
<b>SYSTEM BOUNDARIES</b>	Cradle to gate with options, module C1-C4, module D and optional modules (A4–A5 + B1–B7).
<b>REFERENCE SERVICE LIFE (RSL)</b>	The Reference Service Life (RSL) of the mortar product is 50 years. This 50-year value is the amount of time that we recommend our products last for without refurbishment and corresponds to standard building design life.
<b>CUT-OFF RULES</b>	<p>In the case that there is not enough information, the process energy and materials representing less than 1% of the whole energy and mass used can be excluded (if they do not cause significant impacts). The addition of all the inputs and outputs excluded cannot be bigger than the 5% of the whole mass and energy used, as well of the emissions to environment occurred.</p> <p>Flows related to human activities such as employee transport are excluded.</p> <p>The construction of plants, production of machines and transportation systems are excluded since the related flows are supposed to be negligible compared to the production of the building product when compared at these systems lifetime level.</p>
<b>ALLOCATIONS</b>	<p>Allocation has been avoided when possible and when not possible a mass allocation has been applied.</p> <p>The polluter pays and the modularity principles as well have been followed.</p>
<b>DATA QUALITY ASSESSMENT</b>	Data quality of primary and secondary data had been judged by its precision (measured, calculated, or estimated), completeness (e.g., unreported emissions), consistency (degree of uniformity of the methodology applied), and representativeness (geographical, technological, and temporal).
<b>GEOGRAPHICAL COVERAGE AND TIME PERIOD</b>	<p>Scope: Spain and Portugal</p> <p>Data is collected from 4 production sites Alcover, Pinto, El Rosario and Ingenio located in Spain</p> <p>Data collected for the year 2024</p>
<b>BACKGROUND DATA SOURCE</b>	The databases Sphera CUP2024.2 and ecoinvent v.3.10 EF Package 3.1
<b>SOFTWARE</b>	Sphera LCA for experts (GaBi) 10

## Data quality declaration

<b>Data Collection</b>	01/01/2024 to 31/12/2024
<b>Sites used</b>	<b>Alcover, Pinto, El Rosario, Ingenio</b>
<b>Geography</b>	Produced in Spain Sold in Spain and Portugal Use and disposal: Spain and Portugal
<b>Technology</b>	Mortars are produced by mixing cement, others minerals and some additives.
<b>Averaging</b>	Production weighted average covering 100 % of production by the company
<b>LCI/LCA database</b>	Sphera CUP2024.2 and ecoinvent v.3.10
<b>EPD used</b>	None
<b>Data Quality Scheme</b>	EN 15804:2012+A2:2019, Annex E, Table E.2
<b>Use of Fair data with more than 30 % of a core impact</b>	None
<b>Use of Poor relevant data</b>	None
<b>Use of Very Poor relevant data</b>	None

Process	Source type	Source	Reference year	Data category	A1-A3 GWP-GHG [kg CO2 eq.]
<b>Manufacturing process</b>					
Energy specific	Database	Sphera 2024.2	<5 years old	Primary data	0,042%
<b>Transportation (only if specific data collected)</b>					
A2_Transport_Specific	Database	Sphera 2024.2 /ecoinvent 3.10	<5 years old	Primary data	6,57%
<b>Background datasets in A1-A3</b>					
Other processes	Database	Sphera 2024.2 /ecoinvent 3.10	<5 years old	Secondary data	93%
<b>Total share of primary data</b>					<b>7%</b>

<b>A1-A3 GWP-GHG</b>	1,04
----------------------	------

The share of primary data is calculated based on GWP-GHG results. It is a simplified indicator for data quality that supports the use of more primary data, to increase the representativeness of and comparability between EPDs. Note that the indicator does not capture all relevant aspects of data quality and is not comparable across product categories.

## Description of system boundaries

System boundaries (X=included. ND= not declared)

	PRODUCT STAGE			CONSTRUCTION STAGE		USE STAGE							END OF LIFE STAGE				BENEFITS AND LOADS BEYOND THE SYSTEM BOUNDARY	
	Raw material supply	Transport	Manufacturing	Transport	Construction-Installation process	Use	Maintenance	Repair	Replacement	Refurbishment	Operational energy use	Operational water use	De-construction demolition	Transport	Waste processing	Disposal	Reuse-recovery	
Module	A1	A2	A3	A4	A5	B1	B2	B3	B4	B5	B6	B7	C1	C2	C3	C4	D	
Modules declared	X	X	X	X	X	X	X	X	X	X	X	X	X	X	X	X	X	X
Geography	ES			ES-PT		ES-PT							ES-PT				ES-PT	
Share of primary data	7%			-		-							-				-	
Variation – products	95,77%			-		-							-				-	
Variation – sites	4%			-		-							-				-	

## Life cycle stages

### A1-A3. Product stage

The product stage of plaster products is subdivided into 3 modules A1, A2 and A3 respectively “raw material supply”, “transport to manufacturer” and “manufacturing”.

#### A1. Raw materials supply

This module includes the extraction and transformation of raw materials.

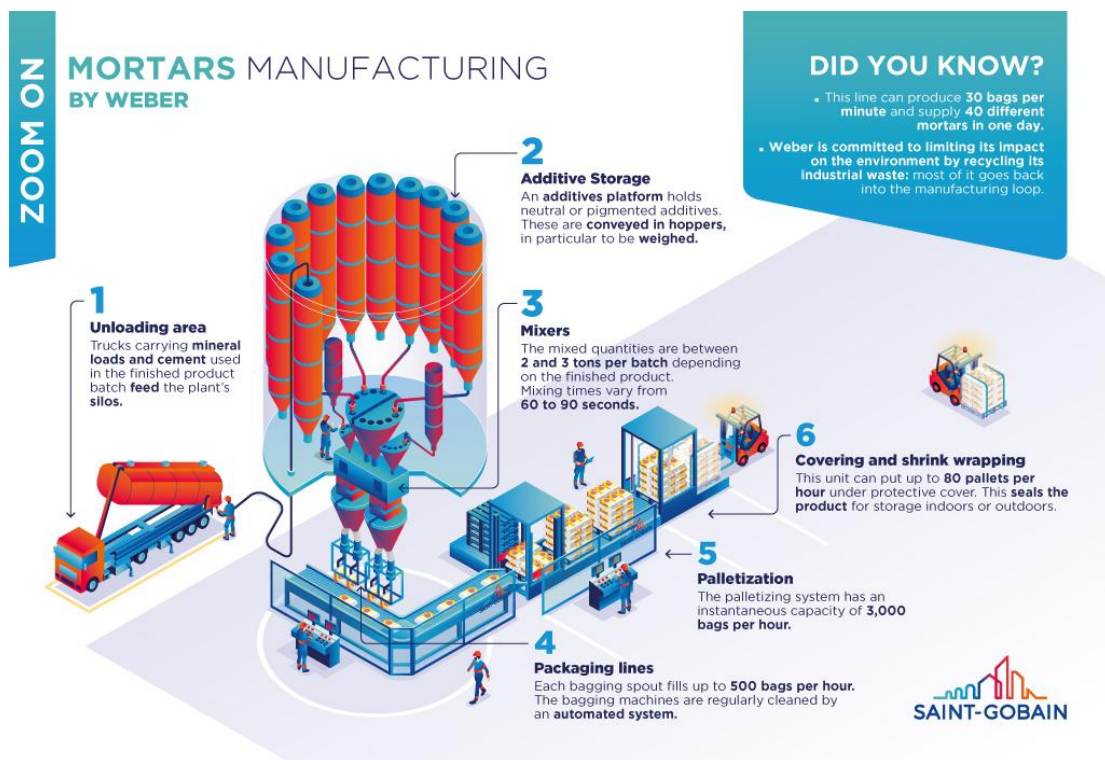
#### A2. Transport to the manufacturer

This module includes the transportation of raw materials and packaging to the manufacturing site. The modelling includes road, boat and/or train transportations.

#### A3. Manufacturing

This module includes the manufacture of products and the manufacture of packaging. The production of packaging material is considered at this stage. The processing of any waste arising from this stage is also included.

## Manufacturing process flow diagram



The manufacturing activities include grinding, drying, storing, mixing, packing and internal transportation. Packaging-related flows in the production process and all up-stream packaging are included in the manufacturing module, i.e., wooden pallets, bags, and LDPE film.

### A4-A5. Construction process stage

The construction process is divided into 2 modules: A4, Transport to the building site and A5, Installation in the building.

#### A4. Transport to the building site

This module includes transport from the production gate to the building site. Transport is calculated based on a scenario with the parameters described in the following table.

PARAMETER	VALUE
Fuel type and consumption of vehicle or vehicle type used for transport e.g. long-distance truck, boat, etc.	Freight truck trailer 24 t payload, diesel consumption 38 liters for 100 km
Distance	500 km
Capacity utilisation (including empty returns)	100% of the capacity in mass 30% of empty returns
Bulk density of transported products*	714 kg / m <sup>3</sup>
Volume capacity utilisation factor	1 (by default)

#### A5. Installation in the building

This module includes: the installation of the product, the surplus of raw materials and packaging (cradle to gate) to compensate for the loss of product during the installation, the transport and management of packaging and product waste; as well as the energy used by the equipment to prepare the product.

Not taken into consideration:

- Additional accessories for installation
- Energy used to install the product (manual tools are used instead).

PARAMETER	VALUE / DESCRIPTION
Ancillary materials for installation (specified by materials)	none
Water use	0,183 L / kg of product
Other resource use	None
Quantitative description of energy type (regional mix) and consumption during the installation process	0,0054 MJ/kg of product
Wastage of materials on the building site before waste processing, generated by the product's installation (specified by type)	5% losses during installation
Output materials (specified by type) as results of waste processing at the building site e.g. of collection for recycling, for energy recovering, disposal	Product waste: 0,05 mortar kg (70% recycling, 30% landfill) Packaging waste: Composite bag (85% paper +15% LDPE) 5,33E-03 kg (70% to recycling, 30% landfill) Polyethylene film (LDPE) 1,87E-03 kg (70% to recycling, 30% landfill) Wooden pallet 3,33E-02 kg (67% to reuse, 33% landfill)
Direct emissions to ambient air, soil, and water	None

## B1-B7. Use stage (excluding potential savings)

The use stage is divided into the following modules:

- **B1:** Use
- **B2:** Maintenance
- **B3:** Repair
- **B4:** Replacement
- **B5:** Refurbishment
- **B6:** Operational energy use
- **B7:** Operational water use

The product has a reference service life of 50 years. This assumes that the product will last in situ with no requirements for maintenance, repair, replacement, or refurbishment throughout this period. Therefore, it has no impact at this stage.

## C1-C4. End of Life Stage

This stage includes the next modules:

- **C1: Deconstruction, demolition.** The de-construction and/or dismantling of the product take part of the demolition of the entire building. The energy considered for demolition is 0,018 MJ/m<sup>2</sup>.
- **C2: Transport to waste processing,** 80 km to landfill and recycling.
- **C3: Waste processing for reuse,** recovery and/or recycling, including physical pre-treatment and site management. The 70% of the waste goes to recycling.
- **C4: Waste disposal,** landfilling of the remaining 30% of the waste.

### Description of the scenarios and additional technical information for the end of life:

PARAMETER	VALUE/DESCRIPTION
Collection process specified by type	1 kg of powder collected with mixed construction waste.
Recovery system specified by type	Mixed deconstruction and demolition waste: 0,7 kg to recycling
Disposal specified by type	Mixed deconstruction and demolition waste: 0,3 kg is sent to landfill
Assumptions for scenario development (e.g. transportation)	Average truck trailer with 24t payload, diesel consumption 38L/100km; 80km distance to recycling, 80km distance to landfill

## **D. Reuse/recovery/recycling potential**

In the module D are declared the environmental benefits and loads from reusable products, recyclable materials, or energy recovery. Module D considers:

- Inputs of secondary materials: recycled raw materials for product and packaging (pre- and post-consumer),
- Outputs of secondary materials: product and/or packaging sent to recycling,
- Exported energy (electric or thermal): product and/or packaging sent to incineration with energy recovery.

## Environmental performance

As specified in EN 15804:2012+A2:2019/AC:2021 and the Product-Category Rules, the environmental impacts are declared and reported using the baseline characterization factors based on EF 3.1. Raw materials and energy consumption, as well as transport distances have been taken directly from the manufacturing plant.

The estimated impact results are only relative statements which do not indicate the end points of the impact categories, exceeding threshold values, safety margins or risks.

The results of the end-of-life stage (modules C1-C4) should be considered when using the results of the product stage (modules A1-A3)

**Disclaimer 1:** The results of this environmental impact indicator shall be used with care as the uncertainties on these results are high or as there is limited experienced with the following indicators:

- Resource use, mineral and metals [kg Sb eq.]
- Resource use, energy carriers [MJ]
- Water deprivation potential [m<sup>3</sup> world equiv.]

**Disclaimer 2:** The assumptions for the modules are in accordance with the project report (LCA study).

The following non-mandatory additional environmental indicators are not declared:








- Ecotoxicity freshwater [CTUe]
- Particulate Matter emissions [Disease incidence]
- Cancer human health effects [CTUh]
- Ionizing radiation - human health [kBq U235 eq.]
- Non-cancer human health effects [CTUh]
- Land Use [Pt].

Results refer to a declared unit of 1kg.

The following results correspond to a single product manufactured in seven plants.











The reference product is Weberdry IMPERFLEXGEL.

# Environmental Impacts

Environmental indicators		PRODUCT STAGE	CONSTRUCTION STAGE		USE STAGE							END OF LIFE STAGE				BENEFITS AND LOADS BEYOND THE LIFE CYCLE
		A1 / A2 / A3	A4 Transport	A5 Installation	B1 Use	B2 Maintenance	B3 Repair	B4 Replacement	B5 Refurbishment	B6 Operational energy use	B7 Operational water use	C1 Deconstruction / demolition	C2 Transport	C3 Waste processing	C4 Disposal	D Reuse, recovery, recycling
	Climate Change [kg CO2 eq.]	9,82E-01	3,79E-02	1,13E-01	0	0	0	0	0	0	0	1,73E-03	6,55E-03	2,05E-03	4,72E-03	-2,63E-03
	Climate Change (fossil) [kg CO2 eq.]	1,04E+00	3,73E-02	5,60E-02	0	0	0	0	0	0	0	1,73E-03	6,45E-03	2,02E-03	4,69E-03	-2,62E-03
	Climate Change (biogenic) [kg CO2 eq.]	-5,73E-02	0	5,73E-02	0	0	0	0	0	0	0	0	0	0	0	0
	Climate Change (land use change) [kg CO2 eq.]	1,68E-03	6,17E-04	1,25E-04	0	0	0	0	0	0	0	6,31E-08	1,07E-04	2,73E-05	2,81E-05	-1,28E-05
	Ozone depletion [kg CFC-11 eq.]	3,08E-08	3,70E-15	1,55E-09	0	0	0	0	0	0	0	1,48E-16	7,30E-16	3,65E-15	1,27E-14	-6,11E-11
	Acidification terrestrial and freshwater [Mole of H+ eq.]	3,08E-03	4,12E-05	1,62E-04	0	0	0	0	0	0	0	3,97E-06	7,64E-06	1,01E-05	3,33E-05	-1,13E-05
	Eutrophication freshwater [kg P eq.]	2,04E-05	1,57E-07	1,06E-06	0	0	0	0	0	0	0	3,31E-10	2,71E-08	7,86E-09	1,07E-08	-3,24E-08
	Eutrophication marine [kg N eq.]	6,41E-04	1,36E-05	3,87E-05	0	0	0	0	0	0	0	1,60E-06	2,61E-06	4,65E-06	8,57E-06	-3,39E-06
	Eutrophication terrestrial [Mole of N eq.]	6,90E-03	1,66E-04	3,75E-04	0	0	0	0	0	0	0	1,75E-05	3,15E-05	5,15E-05	9,43E-05	-3,73E-05
	Photochemical ozone formation - human health [kg NMVOC eq.]	4,32E-03	3,85E-05	2,26E-04	0	0	0	0	0	0	0	4,71E-06	7,28E-06	1,29E-05	2,62E-05	-1,58E-05
	Resource use, mineral and metals [kg Sb eq.] <sup>1</sup>	7,16E-06	3,12E-09	3,61E-07	0	0	0	0	0	0	0	4,17E-11	5,45E-10	2,12E-09	3,04E-10	-1,07E-08
	Resource use, energy carriers [MJ] <sup>1</sup>	2,48E+01	4,79E-01	1,30E+00	0	0	0	0	0	0	0	2,24E-02	8,32E-02	3,78E-02	6,18E-02	-6,55E-02
	Water deprivation potential [m³ world equiv.] <sup>1</sup>	2,74E-01	5,47E-04	2,23E-02	0	0	0	0	0	0	0	4,71E-06	9,58E-05	3,86E-04	5,37E-04	-7,01E-04









<sup>1</sup> The results of this environmental impact indicator shall be used with care as the uncertainties on these results are high or as there is limited experienced with the indicator

## Resources Use


Resources Use indicators <sup>2</sup>	PRODUCT STAGE	CONSTRUCTION STAGE		USE STAGE							END OF LIFE STAGE				BENEFITS AND LOADS BEYOND THE LIFE CYCLE
	A1 / A2 / A3	A4 Transport	A5 Installation	B1 Use	B2 Maintenance	B3 Repair	B4 Replacement	B5 Refurbishment	B6 Operational energy use	B7 Operational water use	C1 Deconstruction / demolition	C2 Transport	C3 Waste processing	C4 Disposal	D Reuse, recovery, recycling
 Use of renewable primary energy (PERE) [MJ] <sup>3</sup>	1,34E+00	4,05E-02	7,19E-02	0	0	0	0	0	0	0	1,12E-04	7,07E-03	4,03E-03	1,08E-02	-9,47E-03
 Primary energy resources used as raw materials (PERM) [MJ] <sup>2</sup>	2,98E+00	0	-2,01E+00	0	0	0	0	0	0	0	0	0	0	0	0
 Total use of renewable primary energy resources (PERT) [MJ] <sup>2</sup>	4,33E+00	4,05E-02	-1,94E+00	0	0	0	0	0	0	0	1,12E-04	7,07E-03	4,03E-03	1,08E-02	-9,47E-03
 Use of non-renewable primary energy (PENRE) [MJ] <sup>2</sup>	1,82E+01	4,79E-01	9,71E-01	0	0	0	0	0	0	0	2,24E-02	8,32E-02	3,78E-02	6,18E-02	-6,55E-02
 Non-renewable primary energy resources used as raw materials (PENRM) [MJ] <sup>2</sup>	7,39E+00	0	-5,32E-01	0	0	0	0	0	0	0	0	0	-4,64E+00	0	0
 Total use of non-renewable primary energy resources (PENRT) [MJ] <sup>2</sup>	2,56E+01	4,79E-01	4,39E-01	0	0	0	0	0	0	0	2,24E-02	8,32E-02	-4,60E+00	6,18E-02	-6,55E-02
 Use of secondary material (SM) [kg]	7,00E-04	0	3,50E-05	0	0	0	0	0	0	0	0	0	0	0	0
 Use of renewable secondary fuels (RSF) [MJ]	0	0	0	0	0	0	0	0	0	0	0	0	0	0	0
 Use of non-renewable secondary fuels (NRSF) [MJ]	0	0	0	0	0	0	0	0	0	0	0	0	0	0	0
 Use of net fresh water (FW) [m3]	6,49E-03	4,55E-05	5,26E-04	0	0	0	0	0	0	0	1,69E-07	7,92E-06	1,13E-05	1,64E-05	-1,95E-05

<sup>3</sup> From EPD International Construction Product PCR 2.0.1 (Annex 3). The option B was retained to calculate the primary energy use indicators.

## Waste Category & Output flows



Waste Category & Output Flows	PRODUCT STAGE	CONSTRUCTION STAGE		USE STAGE							END OF LIFE STAGE				BENEFITS AND LOADS BEYOND THE LIFE CYCLE
	A1 / A2 / A3	A4 Transport	A5 Installation	B1 Use	B2 Maintenance	B3 Repair	B4 Replacement	B5 Refurbishment	B6 Operational	B7 Operational water	C1 Deconstruction / demolition	C2 Transport	C3 Waste processing	C4 Disposal	D Reuse, recovery, recycling
 Hazardous waste disposed (HWD) [kg]	2,37E-02	1,55E-11	1,22E-03	0	0	0	0	0	0	0	6,92E-13	2,84E-12	5,47E-12	1,54E-11	-2,17E-05
 Non-hazardous waste disposed (NHWD) [kg]	4,61E-01	7,45E-05	5,50E-02	0	0	0	0	0	0	0	4,71E-06	1,31E-05	1,04E-05	3,13E-01	-3,22E-02
 Radioactive waste disposed (RWD) [kg]	4,29E-05	6,19E-07	4,75E-06	0	0	0	0	0	0	0	2,53E-08	1,21E-07	4,76E-07	6,49E-07	-1,55E-06
 Components for re-use (CRU) [kg]	0	0	2,22E-02	0	0	0	0	0	0	0	0	0	0	0	0
 Materials for Recycling (MFR) [kg]	0	0	4,03E-02	0	0	0	0	0	0	0	0	0	7,00E-01	0	0
 Material for Energy Recovery (MER) [kg]	0	0	0	0	0	0	0	0	0	0	0	0	0	0	0
 Exported electrical energy (EEE) [MJ]	0	0	0	0	0	0	0	0	0	0	0	0	0	0	0
 Exported thermal energy (EET) [MJ]	0	0	0	0	0	0	0	0	0	0	0	0	0	0	0

## Additional indicators from EN 15804

		PRODUCT STAGE	CONSTRUCTION STAGE		USE STAGE							END OF LIFE STAGE				BENEFITS AND LOADS BEYOND THE LIFE CYCLE
Environmental indicators		A1 / A2 / A3	A4 Transport	A5 Installation	B1 Use	B2 Maintenance	B3 Repair	B4 Replacement	B5 Refurbishment	B6 Operational energy use	B7 Operational water use	C1 Deconstruction / demolition	C2 Transport	C3 Waste processing	C4 Disposal	D Reuse, recovery, recycling
	GWP-GHG [kg CO2 eq.] <sup>4</sup>	1,04E+00	3,77E-02	5,83E-02	0	0	0	0	0	0	0	1,72E-03	6,52E-03	2,03E-03	4,71E-03	-2,59E-03








<sup>4</sup> The indicator includes all greenhouse gases included in GWP-total but excludes biogenic carbon dioxide uptake and emissions and biogenic carbon stored in the product. This indicator is thus almost equal to the GWP indicator originally defined in EN 15804:2012+A1:2013.

## Information on biogenic carbon content

		PRODUCT STAGE
<b>Biogenic Carbon Content in kg C</b>		<b>A1 / A2 / A3</b>
	Biogenic carbon content in product [kg]	0
	Biogenic carbon content in packaging [kg]	1,56E-02

*Note: 1 kg biogenic carbon is equivalent to 44/12 kg CO<sub>2</sub>.*

# Environmental Impacts






Environmental indicators		100% landfill					100% recycling				
		END OF LIFE STAGE				REUSE, RECOVERY, RECYCLING	END OF LIFE STAGE				REUSE, RECOVERY, RECYCLING
		C1 Deconstruction / demolition	C2 Transport	C3 Waste processing	C4 Disposal	D Reuse, recovery, recycling	C1 Deconstruction / demolition	C2 Transport	C3 Waste processing	C4 Disposal	D Reuse, recovery, recycling
	Climate Change (total) [kg CO <sub>2</sub> eq.] <sup>(a)</sup>	1,73E-03	6,55E-03	0	1,57E-02	-1,18E-03	1,73E-03	6,55E-03	2,92E-03	0	-3,26E-03
	Climate Change (fossil) [kg CO <sub>2</sub> eq.]	1,73E-03	6,45E-03	0	1,56E-02	-1,18E-03	1,73E-03	6,45E-03	2,89E-03	0	-3,24E-03
	Climate Change (biogenic) [kg CO <sub>2</sub> eq.]	0	0	0	0	0	0	0	0	0	0
	Climate Change (land use change) [kg CO <sub>2</sub> eq.]	6,31E-08	1,07E-04	0	9,38E-05	-1,20E-06	6,31E-08	1,07E-04	3,90E-05	0	-1,78E-05
	Ozone depletion [kg CFC-11 eq.]	1,48E-16	7,30E-16	0	4,22E-14	-6,11E-11	1,48E-16	7,30E-16	5,21E-15	0	-6,11E-11
	Acidification terrestrial and freshwater [Mole of H <sup>+</sup> eq.]	3,97E-06	7,64E-06	0	1,11E-04	-3,89E-06	3,97E-06	7,64E-06	1,44E-05	0	-1,45E-05
	Eutrophication freshwater [kg P eq.]	3,31E-10	2,71E-08	0	3,55E-08	-2,66E-08	3,31E-10	2,71E-08	1,12E-08	0	-3,49E-08
	Eutrophication marine [kg N eq.]	1,60E-06	2,61E-06	0	2,86E-05	-7,34E-07	1,60E-06	2,61E-06	6,65E-06	0	-4,53E-06
	Eutrophication terrestrial [Mole of N eq.]	1,75E-05	3,15E-05	0	3,15E-04	-7,99E-06	1,75E-05	3,15E-05	7,35E-05	0	-4,98E-05
	Photochemical ozone formation - human health [kg NMVOC eq.]	4,71E-06	7,28E-06	0	8,74E-05	-8,60E-06	4,71E-06	7,28E-06	1,84E-05	0	-1,89E-05
	Resource use, mineral and metals [kg Sb eq.] <sup>5</sup>	4,17E-11	5,45E-10	0	1,01E-09	-1,05E-08	4,17E-11	5,45E-10	3,03E-09	0	-1,07E-08
	Resource use, energy carriers [MJ] <sup>1</sup>	2,24E-02	8,32E-02	0	2,06E-01	-4,36E-02	2,24E-02	8,32E-02	5,40E-02	0	-7,49E-02
	Water deprivation potential [m <sup>3</sup> world equiv.] <sup>1</sup>	4,71E-06	9,58E-05	0	1,79E-03	-5,27E-04	4,71E-06	9,58E-05	5,52E-04	0	-7,75E-04

<sup>5</sup> Disclaimer 2: The results of this environmental impact indicator shall be used with care as the uncertainties on these results are high or as there is limited experienced with the indicator

<sup>(a)</sup> The total global warming potential (GWP-total) is the sum of GWP fossil, GWP biogenic and GWP land use change



# Resources Use

## Resources Use indicators

		100% landfill					100% recycling				
		END OF LIFE STAGE				REUSE, RECOVERY, RECYCLING	END OF LIFE STAGE				REUSE, RECOVERY, RECYCLING
		C1 Deconstruction / demolition	C2 Transport	C3 Waste processing	C4 Disposal	D Reuse, recovery, recycling	C1 Deconstruction / demolition	C2 Transport	C3 Waste processing	C4 Disposal	D Reuse, recovery, recycling
	Use of renewable primary energy (PERE) [MJ]	1,12E-04	7,00E-03	0	3,60E-02	-1,38E-03	1,12E-04	7,00E-03	5,76E-03	0	-1,29E-02
	Primary energy resources used as raw materials (PERM) [MJ] *	0	0	0	0	0	0	0	0	0	0
	Total use of renewable primary energy resources (PERT) [MJ]	1,12E-04	7,00E-03	0	3,60E-02	-1,38E-03	1,12E-04	7,00E-03	5,76E-03	0	-1,29E-02
	Use of non-renewable primary energy (PENRE) [MJ]	2,24E-02	8,28E-02	0	2,06E-01	-4,36E-02	2,24E-02	8,28E-02	5,40E-02	0	-7,49E-02
	Non-renewable primary energy resources used as raw materials (PENRM) [MJ] *	0	0	0	0	0	0	0	-6,63E+00	0	0
	Total use of non-renewable primary energy resources (PENRT) [MJ]	2,24E-02	8,28E-02	0	2,06E-01	-4,36E-02	2,24E-02	8,28E-02	-6,58E+00	0	-7,49E-02
	Input of secondary material (SM) [kg]	0	0	0	0	0	0	0	0	0	0
	Use of renewable secondary fuels (RSF) [MJ]	0	0	0	0	0	0	0	0	0	0
	Use of non-renewable secondary fuels (NRSF) [MJ]	0	0	0	0	0	0	0	0	0	0
	Use of net fresh water (FW) [m <sup>3</sup> ]	1,69E-07	7,86E-06	0	5,46E-05	-1,24E-05	1,69E-07	7,86E-06	1,61E-05	0	-2,26E-05

\* For this study, both the product and its packaging are reported in the indicators "Use of renewable primary energy resources used as raw materials" ("PERM") and "Use of non-renewable primary energy resources used as raw materials" ("PENRM"). PERM and PENRM are reported as negative values when materials are recycled or recovered, but not when landfilled.

## Waste Category & Output flows

Waste Category & Output Flows		100% recycling					100% landfill				
		END OF LIFE STAGE				REUSE, RECOVERY, RECYCLING	END OF LIFE STAGE				REUSE, RECOVERY, RECYCLING
		C1 Deconstruction / demolition	C2 Transport	C3 Waste processing	C4 Disposal	D Reuse, recovery, recycling	C1 Deconstruction / demolition	C2 Transport	C3 Waste processing	C4 Disposal	D Reuse, recovery, recycling
	Hazardous waste disposed (HWD) [kg]	6,92E-13	2,68E-12	0	5,13E-11	-2,17E-05	6,92E-13	2,68E-12	7,81E-12	0	-2,17E-05
	Non-hazardous waste disposed (NHWD) [kg]	4,71E-06	1,29E-05	0	1,05E+00	-1,77E-03	4,71E-06	1,29E-05	1,48E-05	0	-4,52E-02
	Radioactive waste disposed (RWD) [kg]	2,53E-08	1,07E-07	0	2,16E-06	-9,91E-08	2,53E-08	1,07E-07	6,79E-07	0	-2,17E-06
	Components for re-use (CRU) [kg]	0	0	0	0	0	0	0	0	0	0
	Materials for Recycling (MFR) [kg]	0	0	0	0	0	0	0	1,00E+00	0	0
	Material for Energy Recovery (MER) [kg]	0	0	0	0	0	0	0	0	0	0
	Exported electrical energy (EEE) [MJ]	0	0	0	0	0	0	0	0	0	0
	Exported thermal energy (EET) [MJ]	0	0	0	0	0	0	0	0	0	0

## Declaration of variation

### Variation between products

According to PCR 2.0.1, since this EPD is multi-product, the variation of impact between products shall be declared. The products listed as “maximum” and “minimum” are selected based on GWP-GHG; however, they do not represent the highest or lowest values across all impact categories.

- Minimum: Weberdry IMPER G
- Reference: Weberdry IMPERFLEXGEL
- Maximum: Weberdry IMPERFLEXGEL

The following table provides this variation of impact between

- reference and minimum (if the minimum is not the reference product).
- reference and the maximum (if the maximum is not the reference product).
- minimum and the maximum.

These percentage variations are calculated according to the method described in GPI 5.0.1, which states:

*The variation, in percentage, between two values is calculated by dividing the absolute difference between the values by their average, and then multiplying the result by 100. For example, if the variation between the values 9 and 10 is calculated, the following calculation shall be made:  $1/9,5 \times 100 = 10,526... \% \approx 11\%$  (with two decimals).*

DEVIATION	BETWEEN REFERENCE AND MINIMUM	BETWEEN REFERENCE AND MAXIMUM	BETWEEN MINIMUM AND MAXIMUM
<b>GWP-GHG</b>	95,77%	0,00%	95,77%
Climate Change	96,80%	0,00%	96,80%
Climate Change (fossil)	96,89%	0,00%	96,89%
Climate Change (land use change)*	69,94%	106,21%	148,56%
Ozone depletion	194,33%	0,00%	194,33%
Acidification terrestrial and freshwater	121,86%	0,00%	121,86%
Eutrophication freshwater*	168,18%	0,00%	168,18%
Eutrophication marine*	97,25%	2,42%	99,08%
Eutrophication terrestrial	95,45%	0,00%	95,45%
Photochemical ozone formation - human health	142,53%	0,00%	142,53%
Resource use, mineral and metals*	190,60%	0,00%	190,60%
Resource use, energy carriers	161,88%	0,00%	161,88%
Water deprivation potential	163,20%	0,00%	163,20%

\* Do not correspond to the product listed as having the maximum or minimum impact.

## Additional environmental information:

### Electricity information

All factories use the following electricity description.

Parameter	Information
<b>Location</b>	Representative of Electricity residual market in Spain 2024
<b>Geographical &amp; technical representativeness</b>	Share of energy sources Hard coal: 8,17% HFO: 2,87% Natural gas: 48,03% Nuclear: 37,51% Photovoltaics: 1,89% Wind: 1,51% <b>2% transmission losses</b>
<b>Type of dataset/ dataset versions</b>	Sphera CUP2024.2 ecoinvent 3.10 (medium voltage)
<b>Source of electricity mix</b>	AIB report 2024
<b>GWP-GHG CO<sub>2</sub> eq.</b>	0,433 kg of CO <sub>2</sub> eq./kWh

The Alcover factory based in Spain uses electricity with Guarantee of Origin certificate (GO). Hence, the electricity mix considered for the manufacturing of the studied product is modelled according to the electricity mix described in the Guarantee of Origin certificate. The amount of electricity purchased with GO covers 98% of the electricity consumption on the manufacturing site.

Parameter	VALUE / DESCRIPTION
<b>Location</b>	Representative of the Guarantee of Origin purchased by Saint-Gobain for Alcover
<b>Share of electricity covered by Guarantee of Origin</b>	98% of the energy consumption is covered by the GO
<b>Energy sources for electricity</b>	Share of energy sources Solar thermal 53,3% Wind 46,7% <b>2% transmission losses</b>
<b>Dataset version</b>	Sphera CUP2024.2 ecoinvent 3.10
<b>Source</b>	Guarantee of Origin certificate: CNMC
<b>GWP-GHG CO<sub>2</sub> eq.</b>	1,244E-2 kg of CO <sub>2</sub> eq./kWh

The Pinto factory based in Spain uses electricity with Guarantee of Origin certificate (GO). Hence, the electricity mix considered for the manufacturing of the studied product is modelled according to the electricity mix described in the Guarantee of Origin certificate. The amount of electricity purchased with GO covers 95% of the electricity consumption on the manufacturing site.

Parameter	VALUE / DESCRIPTION
Location	Representative of the Guarantee of Origin purchased by Saint-Gobain for Pinto
Share of electricity covered by Guarantee of Origin	95% of the energy consumption is covered by the GO
Energy sources for electricity	Share of energy sources Solar thermal 56,1% Wind 43,9% <b>2% transmission losses</b>
Dataset version	Sphera CUP2024.2 ecoinvent 3.10
Source	Guarantee of Origin certificate: CNMC
<b>GWP-GHG CO<sub>2</sub> eq.</b>	1,245E-2 kg of CO <sub>2</sub> eq./kWh

The El Rosario factory based in Spain uses electricity with Guarantee of Origin certificate (GO). Hence, the electricity mix considered for the manufacturing of the studied product is modelled according to the electricity mix described in the Guarantee of Origin certificate. The amount of electricity purchased with GO covers 99,2% of the electricity consumption on the manufacturing site.

Parameter	VALUE / DESCRIPTION
Location	Representative of the Guarantee of Origin purchased by Saint-Gobain for El Rosario
Share of electricity covered by Guarantee of Origin	99% of the energy consumption is covered by the GO
Energy sources for electricity	Share of energy sources Solar thermal 53,9% Wind 46,1% <b>2% transmission losses</b>
Dataset version	Sphera CUP2024.2 ecoinvent 3.10
Source	Guarantee of Origin certificate: CNMC
<b>GWP-GHG CO<sub>2</sub> eq.</b>	1,247E-2 kg of CO <sub>2</sub> eq./kWh

The Ingenio factory based in Spain uses electricity with Guarantee of Origin certificate (GO). Hence, the electricity mix considered for the manufacturing of the studied product is modelled according to the electricity mix described in the Guarantee of Origin certificate. The amount of electricity purchased with GO covers 99,2% of the electricity consumption on the manufacturing site.

Parameter	VALUE / DESCRIPTION
<b>Location</b>	Representative of the Guarantee of Origin purchased by Saint-Gobain for Ingenio
<b>Share of electricity covered by Guarantee of Origin</b>	99% of the energy consumption is covered by the GO
<b>Energy sources for electricity</b>	Share of energy sources Solar thermal 53,9% Wind 46,1% <b>2% transmission losses</b>
<b>Dataset version</b>	Sphera CUP2024.2 ecoinvent 3.10
<b>Source</b>	Guarantee of Origin certificate: CNMC
<b>GWP-GHG CO<sub>2</sub> eq.</b>	1,247E-2 kg of CO <sub>2</sub> eq./kWh

An EPD is valid for 5 years. Therefore, the GO will be prolonged continuously to be valid for the whole validity of the EPD. If not prolonged, the EPD will be updated.

## Other additional environmental information

No additional information displayed

## Additional social and economic information

No additional information displayed

## Version history

Original version of the EPD, 2026-05-29

## Abbreviations

DU	Declared Unit
EPD	Environmental Product Declaration
eq.	Equivalents
FU	Functional Unit
g	Gram
GJ	Giga Joules (as Net Calorific Value)
kg	Kilogram
kWh	Kilowatt-hour
L	Liter
LCA	Life Cycle Assessment
LCI	Life Cycle Inventory Analysis
LCIA	Life Cycle Impact Assessment
MJ	Mega Joules (as Net Calorific Value)
PCR	Product Category Rules
RSL	Reference Service Life (in years)
ton	Metric ton
GWP	Global Warming Potential
GO	Guarantees of Origin
EN	European Norm
ISO	International Organization for Standardization
EoL	End of Life
REACH	Registration, Evaluation, Authorization and Restriction of Chemicals
CPR	Construction Products Regulation
GHG	Greenhouse Gas
PERE	Renewable Primary Energy
PERM	Non-renewable Primary Energy
SM	Secondary Material
RSF	Renewable Secondary Fuels
NRSF	Non-renewable Secondary Fuels
FW	Freshwater Use
HWD	Hazardous Waste Disposed
NHWD	Non-Hazardous Waste Disposed
RWD	Radioactive Waste Disposed
CRU	Components for Reuse
MFR	Materials for Recycling
MER	Materials for Energy Recovery
SVHC	Substance of Very High Concern
LDPE	Low density polyethylene

## References

1. EN 998-1:2016 Specification for mortar for masonry Rendering and plastering mortar
2. EN 15804:2012+A2:2019/AC:2021 - Sustainability of construction works - Environmental product declarations - Core rules for the product category of construction products
3. EPD International (2024) General Programme Instructions for the International EPD® System. Version 5.0.1. [www.environdec.com](http://www.environdec.com).
4. EN 15941:2024 Sustainability of construction works — Environmental product declarations — Methodology for selection and use of generic data.
5. EN 15978 Sustainability of construction works - Assessment of environmental performance of buildings - Calculation method
6. The International EPD System PCR 2019:14 Construction products and Construction services. Version 2.0.1.
7. European Chemical Agency, Candidate List of substances of very high concern for Authorization. <https://echa.europa.eu/candidate-list-table>
8. Weberdry range LCA report, 2026